



Academy of
Excellence

2021 - 2022
ANNUAL REPORT



EXPLORE a new
world of education!

Mission

Statement

East Bridge Academy will promote knowledge, wisdom and understanding to all stakeholders that empowers success in our global society.


The mission of East Bridge Academy has four components.

1. Prepare students with 21st Century skills including using informative and communications technology (ICT) to gather and assess information, collaborate, be innovative, think critically, and solve problems, promote knowledge, wisdom and understanding to all stakeholders that empowers success in our global society.
2. To achieve this goal, the teaching and learning culture must build positive relationships with all students and their families in order to gain trust and respect while providing an opportunity for active engagement and adapting programs and practices to achieve full student potential.
3. Create a productive learning environment featuring nontraditional methods of instructional delivery and high expectations that involve parents and families.
4. Ensuring students reach their full potential, are prepared to be successful in life after graduation and enter a global society that requires being trained in the utilization of various technological tools.

Sponsor

Statement

Educational Resource Consultants of Ohio, Inc., (ERCO) sponsor of the school, is legally mandated to provide oversight, monitoring and technical assistance. All community school sponsors are required to submit a written report of the evaluation results of the school's academic, financial, and organizational performance as well as the school's legal compliance to the Ohio Department of Education. This report must be made available to parents of students enrolled in the community school by November 30th of each year (OAC3301-102-05 (A) (3)). An annual report regarding the performance of this school and other schools under the sponsorship of ERCO will be posted on our website www.ercoinc.org no later than November 30th of the current school year. Parents are urged to review this report, as well as other monitoring and evaluation reports concerning the school. These reports are available at the school, or the sponsor's office. The reports are generated to provide you with a full comprehensive understanding of the school's performance.



Vision

Statement

Each year, the number of students who enter school with circumstances in their lives that inhibit their educational success are increasing. East Bridge Academy believes that we need to Be THE School that each individual student requires. Each student needs something different out of school and it is our belief that each student is a unique person with individual needs. These individual needs must be met prior to becoming a successful student.



School Administration



Bounthavy Lewis
Administrator

East Bridge Academy of Excellence
4795 Evanswood Drive
Columbus, OH 43229



School Board

Abass Abubakar
Secretary

Mohamud Dallin
President

Mohamed Ali
Treasurer

Dr. Ayan Osoble
Director

Neal Barkan
Vice President



Financial

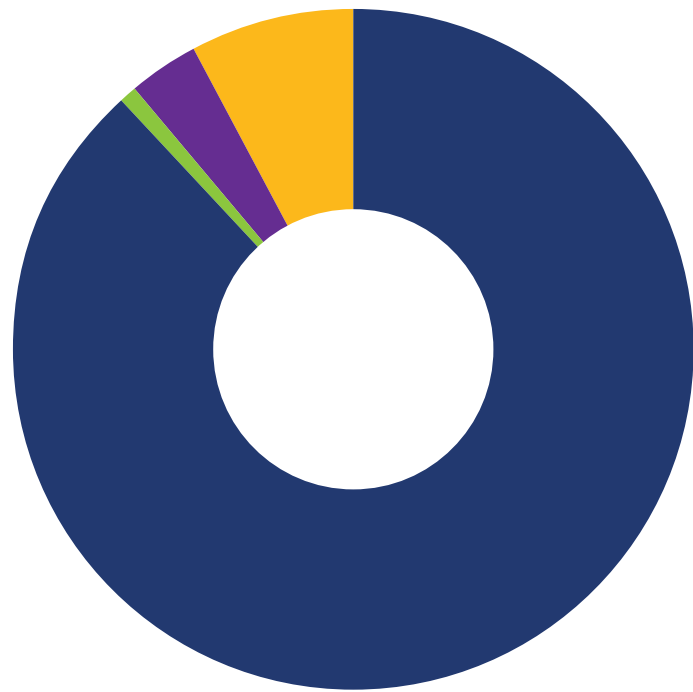
Statement

FTE:.....	132
Total Operating Revenues:.....	\$2,247,072
Total Operating Expenditures:.....	\$1,975,273
Total Federal Grants:.....	\$958,565
Total Assets:	\$218,620
Total Liabilities:	\$155,160

*Presentation Excludes GASB 68
Amounts Obtained From June 30, 2022 Board Financial Reports- Unaudited*

Demographics

Chart



Demographic Categories	Percentage of Students
African American	105
Asian/Pac. Islander	0
Hispanic	1
American Indian/Native Alaskan	0
Multiracial	2
White, Non-Hispanic	0
Not Specified	9

Attendance

Rate

83.9%

School

Achievement

Highlights

- Implemented new basketball and soccer programs
- Created a new student drumline
- Conducted community food giveaways
- Created a Parent Teacher Organization (PTO)
- Hosted several parental community events such as Muffins with Mom and Breakfast with the Principal
- Competed and won Drumline Battle in Columbus
- Organized the school's first science fair
- Hosted a job fair with several businesses in attendance
- Created a student mentor program with older and younger students
- Conducted a school spelling bee



Academic Goals

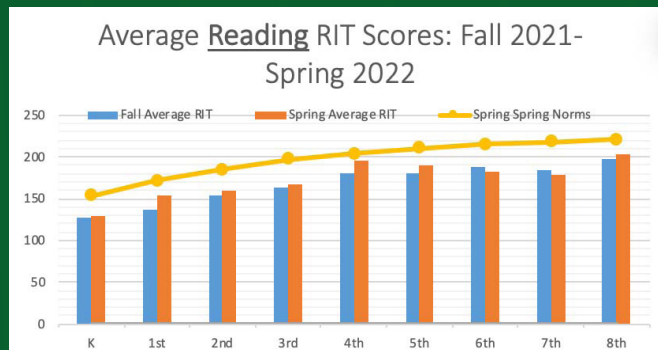
By 07/31/2023, the school will improve the performance of all students in all grades by increasing the attendance rate by 1.4%, as evidenced by the State Report Card.

By 07/31/2023, the school will increase performance by 17.5% in ELA among Students with Disabilities, English Language Learners and Low-Economic Status Students, as evidenced by the State Report Card - Performance Index.

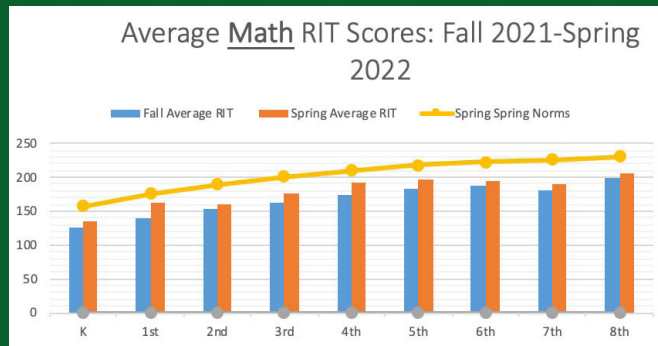
By 07/31/2023, the school will increase performance by 17.5% in mathematics among Students with Disabilities, English Language Learners and Low-Economic Status Students, as evidenced by the State Report Card - Performance Index.

Academic Testing

EB Reading	Fall Average RIT	Spring Average RIT	Spring Norms
K	128	130	153
1st	137	153	171
2nd	153	159	185
3rd	163	168	197
4th	181	196	204
5th	181	190	210
6th	189	183	215
7th	185	178	218
8th	197	203	221



EB Math	Fall Average RIT	Spring Average RIT	Spring Norms
K	127	135	157
1st	139	162	176
2nd	154	161	189
3rd	163	177	201
4th	173	192	210
5th	182	196	218
6th	188	194	222
7th	181	191	226
8th	199	205	230



State Report Card

Ohio School Report Cards

East Bridge Academy of Excellence School at a glance

2021 - 2022 Report Card for East Bridge Academy of Excellence

The Ohio School Report Cards include performance information provided by schools and districts including academic, financial, and opportunity to learn data. Some of this data is then combined into six components that receive star ratings to indicate the level of performance for the school and district.

<p>Achievement</p> <p>This component represents whether student performance on state tests met established thresholds and how well students performed on tests overall.</p> <p>★ ★ ★ ★ ★ Needs significant support to meet state standards in academic achievement.</p>	<p>Progress</p> <p>This component looks closely at the growth all students are making based on their past performances.</p> <p>★ ★ ★ ★ ★ Significant evidence that the school fell short of student growth expectations by a larger magnitude.</p>	<p>Gap Closing</p> <p>The Gap Closing Component is a measure of the reduction in educational gaps for student subgroups.</p> <p>★ ★ ★ ★ ★ Needs significant support to meet state standards in closing educational gaps.</p>
<p>Performance Index 22.9%</p>	<p>Overall</p>	<p>Annual Performance Goals 0.0%</p>
<p>Graduation</p> <p>The Graduation Component is a measure of the four-year adjusted cohort graduation rate and the five-year adjusted cohort graduation rate.</p> <p>★ ★ ★ ★ ★</p> <p>Graduation Rates This school is not evaluated for graduation rate because there are not enough students in the graduating class.</p>	<p>Early Literacy</p> <p>This component looks at how successful schools are at improving reading for at-risk students in grades K-3.</p> <p>★ ★ ★ ★ ★ Needs significant support to meet state standards in early literacy (K-3).</p>	<p>College, Career, Workforce and Military Readiness</p> <p>This component looks at how well-prepared Ohio's students are for future opportunities, whether training in a technical field or preparing for work or college.</p>
	<p>Improving K-3 Literacy 0.0%</p> <p>Third Grade Reading Proficiency NC</p> <p>Promotion to Fourth Grade NC</p>	<p>Students who are Ready NC</p>





4795 Evanswod Drive
Columbus, OH 43229
614-987-2345
www.eastbridgeedu.org



 East Bridge Academy of Excellence

